

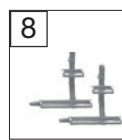
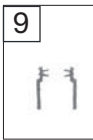
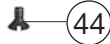


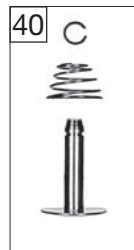
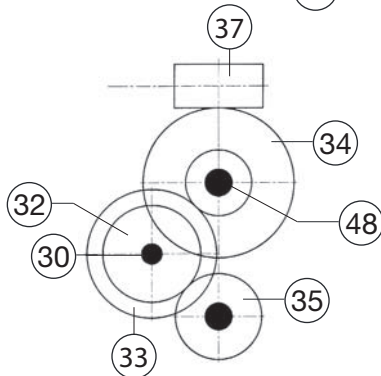
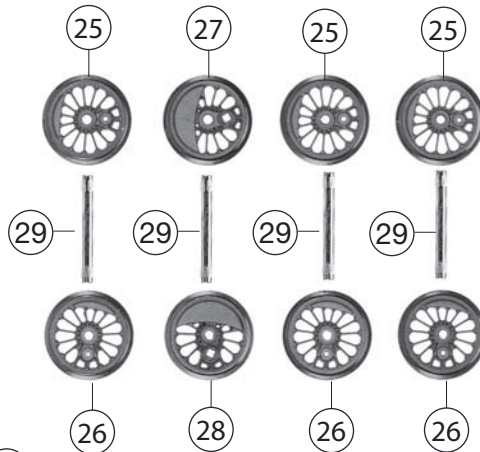
Pos. Nr. Pos.no.	Beschreibung Description	Art.-Nr. Art.no.	Preisgruppe Price bracket
1	LOKGEHÄUSE KPL. OHNE TRITTLAIS Body assembly complete, w/o treadle	10408181	033
2	LICHTLEITER-SATZ F.4081 Light conductor set	00134081	011
3	AUFSTIEGSTRITT /SATZ F.4081 Set of ladders, set of treadles	00154081	015
4	LUFT-U.SPEISEPUMPE-SATZ Air-&waterpump -set	00194103	012
5	GRIFFFSTANGEN F.4081 Handrail -set	00194723	002
	KUPLUNGSHAKEN (o. Abb.) Coupling hook (w/o illustr.)	00194824	002
7	LEITER TENDERSEITE Rear ladder	00194832	002
8	RANGIERTRITT-SATZ F.4081 Shunter treadle set	00194845	008
9	FANGEISEN F.4081 Capture iron	00194846	002
10	KUKU-DEICHSEL SCHWARZ F.4081 Short coupling reception	00384022	007
11	Digitalkupplung (hinten) Digital coupling, rear	38408181	---
12	Digitalkupplung (vorne) Digital coupling, front	38408181	---
13	KUKU-DEICHSEL Short coupling reception	00385005	004
14	FAHRGESTELL KPL. OHNE MOTOR Chassis complete w/o motor	40408181	---
15	LOKFAHRGESTELL MIT GETRIEBE,ZA Loco chassis with gearset	41408181	---
16	STEUERUNG KPL.F.4081 Reversing gear complete	00424081	030
17	ZYLINDER LI. U. RE. -SATZ Cylinder l&r -set	43408181	---
18	EINSTRÖMROHR F.4081 Steam admission pipe	04340811	007
19	UMLAUFBLECH-VORNE M.LAT.F.4081 Front running board with lamp	00454081	013
20	DEICHELSELFUEHRUNG-HINTEN F.4081 Rear framework	00494081	012
21	MOTOR M. SCHW.F.4081 Motor with flywheel, complete	00504081	030
22	HALTEWINKEL F.4081 Mounting bracket	00504912	004
23	KOHLENHALTER Brush holder	00507801	001
24	MOTORHALTEBUEGEL Motor retainer clip	00507903	004
25	KUPPELRAD LINKS F.4081 Left side coupled wheel	00514364	008
26	KUPPELRAD ISOL. F.4081 Coupled wheel, insulated	00514365	008
27	TREIBRAD LINKS M.N.F.4081 Left driving wheel with traction tyre	00514366	008
28	TREIBRAD ISOL.M.N.F.4081 Driving wheel with traction tyre, insulated	00514367	008
29	ACHSE Axle	00524011	001
30	ACHSE Axle	00527008	001
31	HAFTREIFEN HO Traction tyre	00544007	001
32	ZAHNRAD MIT FEDERN Z:12 Gear wheel with spring	00564177	005
33	ZAHNRAD M. RATSCHRING Z:28 Gear wheel with ratchet ring Z=28	00564178	005
34	UNTERSETZUNGSRAD Z:18/24 Reduction gear wheel	00564179	006
35	MESSINGZAHNRAD Z:16 Brass gear wheel	00564180	006
36	DISTANZRING Spacer ring	00564775	002
37	SCHNECKE D = 4MM L = 7MM Worm gear	00567605	006



26



31



408181	BR 81 DB	81004		=	HO
Pos. Nr. Pos.no.	Beschreibung Description	Art.-Nr. Art.no.	Preisgruppe Price bracket		
38	STROMABNEHMEREINSATZ Power pick-up assembly	60408181	---		
39	MOTORAUFNAHME F.4081 Motor bearing	00634081	009		
40	KONTAKTPILZGARNITUR L:12 MM Contacter pin assembly	00644404	011		
41	LEITERPLATTE HINTEN KPL.f.Funk Rear PCB complete, for function decoder	65415000	---		
42	LEITERPLATTE VORNE KPL. (LED) Front PCB complete	65415100	---		
	Intellidrive Deluxe-Decoder (o. Abb.) Intellidrive Deluxe-Decoder (w/o illustr.)	68398181	---		
44	SENKSCHRAUBE M 1,6 X 4 DIN7500 Metric countersunk screw M 1.6 X 4	70900007	002		
45	GF-Schraube M2x4 DIN7500 SW Self-cutting screw M2x4 DIN 7500	70900010	002		
46	BLECHSCHRAUBE M.KREUZSCHLITZ Tapping screw	00713309	001		
47	SENKKOPFBLECHSCHR.2,2X16 KS Countersunk tapping screw B2.2X16	00714516	001		
48	ZYLINDERSTIFT 2 X 10 Cylinder pin 2x10	00730538	001		
49	GEST.BOLZEN KURZ Short linkage pin	00730552	002		
50	STECKPUFFER GEWÖL.M.WEIB.RING Plug-in buffer, curved, with white ring	00754040	006		
51	STECKPUFFER FLACH.M.WEIB.RING Plug-in buffer, flat, with white ring	00754041	006		
52	RAHMENVORDERTeil MIT PUFFER Frontside framework, with buffers	75408181	---		
53	DRAHTRICHTFEDER L=24 MM Thread straightening spring	00764015	002		
54	RICHTFEDER F.KUPPLUNGSDEICHSEL Straightening spring for short coupling reception	00764022	002		
55	ANDRUCKFEDER F.RADSATZ Pressure spring for wheelset	00764328	001		
56	ANDRUCKFEDER F.4081 HINTEN Pressure spring, rear	00764329	006		
	ERSATZ-SCHLEIFKOHLEN (o. Abb.) Carbon brushes set (w/o illustr.)	6518	---		